

Download the Log from SLG1 / SLGD to local file



Recently i had a task to find some system logs in the SAP. I found the requested data only in SLG1 transaction. I faced difficulties during downlading information to PC. If you know there is not possible to download full report. I mean you don't have standart possibilities to extract header and item level to local file. You can download only Item level:

Display logs

Technical Information Help

Date/Time/User	Nu...	External ID	Object text	Sub-object text	Transactio...	Program	Mode	Log number
22.08.2017 00:44:33	5		Business Workflow	System Job SWW...		RSWWERRE	Batch proces...	000000000000
22.08.2017 00:44:33	1		FCC	STD		CL_FCC_APP...	Batch proces...	000000000000
22.08.2017 00:48:33	6		FCC	STD		CL_FCC_APP...	Batch proces...	000000000000
22.08.2017 00:48:33	0		FCC	STD		CL_FCC_APP...	Batch proces...	000000000000
22.08.2017 00:48:34	1		FCC	STD		CL_FCC_APP...	Batch proces...	000000000000
22.08.2017 00:50:33	1		FCC	STD		CL_FCC_APP...	Batch proces...	000000000000
22.08.2017 00:55:33	1		FCC	STD		CL_FCC_APP...	Batch proces...	000000000000
22.08.2017 00:59:33	6		FCC	STD		CL_FCC_APP...	Batch proces...	000000000000
22.08.2017 00:59:33	0		FCC	STD		CL_FCC_APP...	Batch proces...	000000000000
22.08.2017 00:59:33	1		FCC	STD		CL_FCC_APP...	Batch proces...	000000000000
22.08.2017 01:00:33	1		FCC	STD		CL_FCC_APP...	Batch proces...	000000000000
22.08.2017 01:04:33	5		Business Workflow	System Job SWW...		RSWWERRE	Batch proces...	000000000000
22.08.2017 01:06:33	1		FCC	STD		CL_FCC_APP...	Batch proces...	000000000000
22.08.2017 01:09:33	6		FCC	STD		CL_FCC_APP...	Batch proces...	000000000000



Type Message Text

Automatic email notification sent for	0 overdue tasks
Automatic email notification sent for	0 completed tasks
Automatic email notification sent for	0 automatically completed tasks
Automatic email notification sent for	0 tasks with errors
Automatic email notification sent for	0 tasks exceeding planned duration
Automatic reminder email notification sent for	0 tasks




I have spent few hours in the Google once i found the answer. So there are exist two ways:

- 1) You can create own report with FM APPL_LOG_READ_DB to read the application log and download it to PC via FM GUI_DOWNLOAD.
- 2) Use the SLGD transaction. The transaction grab the same data, but you can switch(select) the display format:

Display Application Logs



Application Information

Object	<input type="text"/>	to	<input type="text"/>	
Subobject	<input type="text"/>	to	<input type="text"/>	
External ID	<input type="text"/>	to	<input type="text"/>	




Time Restriction

Maximum Number of Logs	<input type="text"/>
From (Date/Time)	22.08.2017 00:00:00
To (Date/Time)	22.08.2017 23:59:59

Key

Log number	<input type="text"/>	to	<input type="text"/>	
Handle	<input type="text"/>	to	<input type="text"/>	

Logs Produced By

User	<input type="text"/>	to	<input type="text"/>	
Transaction code	<input type="text"/>	to	<input type="text"/>	
Program	<input type="text"/>	to	<input type="text"/>	

Logs in Editing

☒ Display header data only
 ☐ Display all (not recommended, see documentation)

☐ Do not display
 ☐ Wait for end of editing

Display

☒ ALV Grid Control
☐ Text Format

...switch to "Text format" in the display section and download data as usual in "Text with Tabs" format:

List -> Save/Send -> File..