

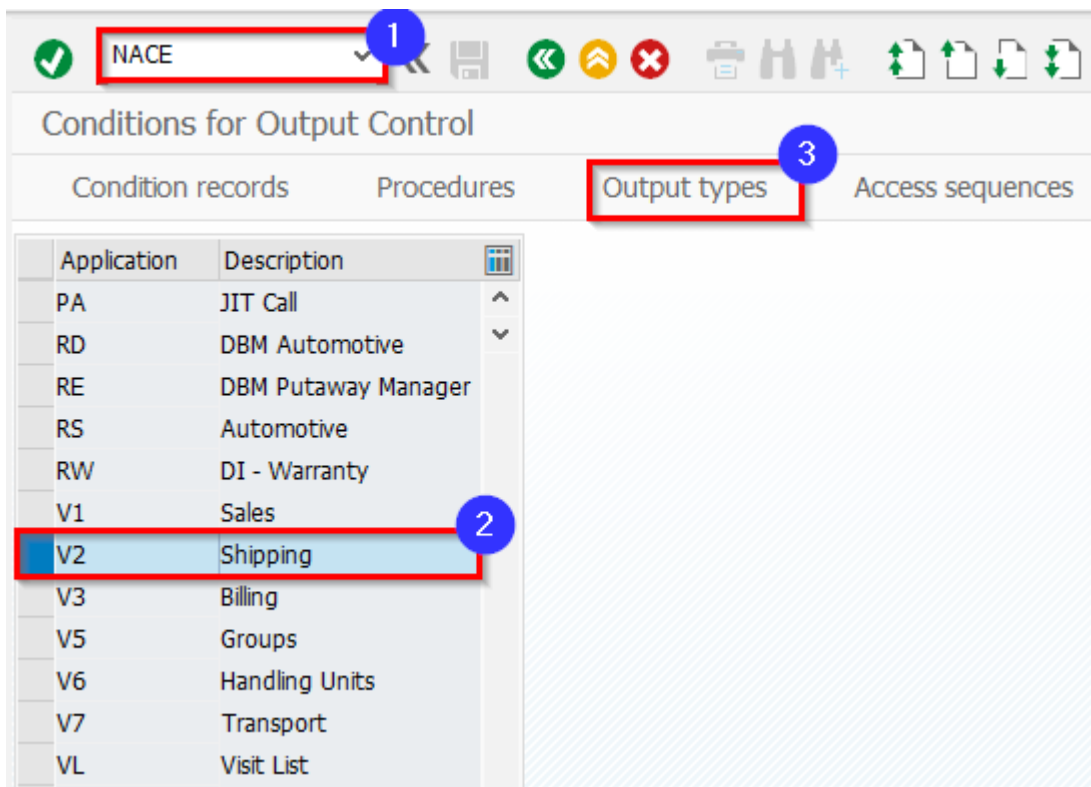


View the Output type settings in NACE

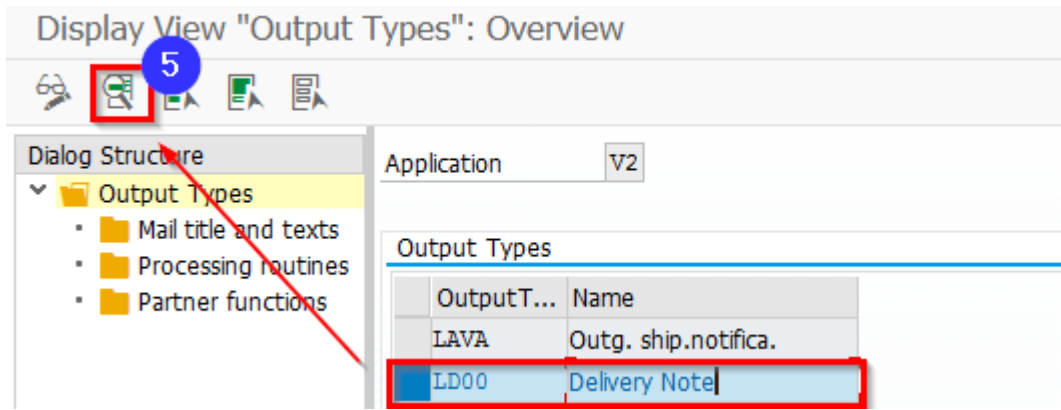
The **NACE** transaction is used to search the Output type related to a particular Application. Also you can create Procedures and assign any Outputs to them.

In general, I am using **NACE** to find a Printing form and the Driven program for the Output.

- 1) Run the transaction **NACE**
- 2) Select necessary Application type
- 3) Press the “Output types” button

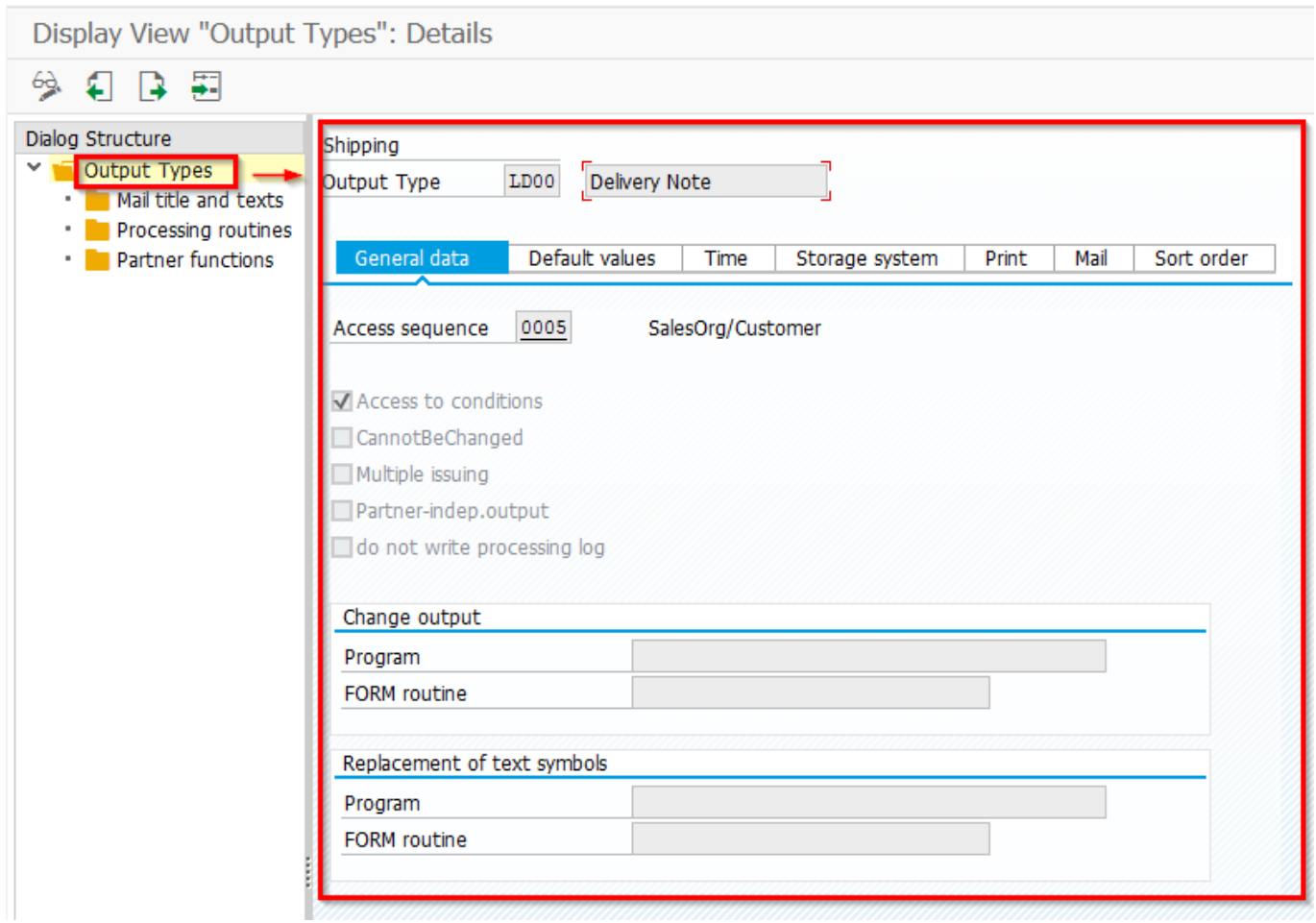


- 4) Select a necessary Output and press “Details”



View Output settings: General data, Default values, etc....

Output Types - table **T685B**



Mail titles and texts - table **TNATI**

Display View "Processing routines": Overview

Dialog Structure

- Output Types
 - Mail title and texts
 - Processing routines**
 - Partner functions

Output Type: LD00
Application: V2

Medium	Program	FORM routine	Form	PDF/SmartForm Form	Type
Print output	RLE_DELNOTE	ENTRY		LE_SHP_DELNOTE	
2 Fax	RLE_DELNOTE	ENTRY		LE_SHP_DELNOTE	

Display View "Processing routines": Details

Dialog Structure

- Output Types
 - Mail title and texts
 - Processing routines**
 - Partner functions

Output Type: LD00
Application: V2
Delivery Note: Shipping
Transm. Medium: 1 Print output

Layout module: _____

Processing routines

Processing 1

Program	RLE_DELNOTE
Form Routine	ENTRY
Form	_____

PDF/Smartform Form: LE_SHP_DELNOTE Form Type: _____

Processing 2

Program	_____
Form Routine	_____
Form	_____

PDF/Smartform Form: _____ Form Type: _____

Display View "Processing routines": Details

Form

Dialog Structure

- Output Types
 - Mail title and texts
 - Processing routines
 - Partner functions

Output Type: LD00 Delivery Note: Shipping

Application: V2

Transm. Medium: 2 Fax

Layout module: _____

Processing routines

Processing 1

Program: RLE_DELNOTE

Form Routine: ENTRY

Form: _____

PDF/Smartform Form: LE_SHP_DELNOTE Form Type: _____

Processing 2

Program: _____

Form Routine: _____

Form: _____

PDF/Smartform Form: _____ Form Type: _____

Partner functions - table TNAPN

Display View "Partner functions": Overview

Dialog Structure

- Output Types
 - Mail title and texts
 - Processing routines
 - Partner functions

Application: V2 Shipping

Output Type: LD00 Delivery Note

Partner functions

Medium	Func	Name
1 Print output	SH	Ship-to party
2 Fax	SH	Ship-to party