

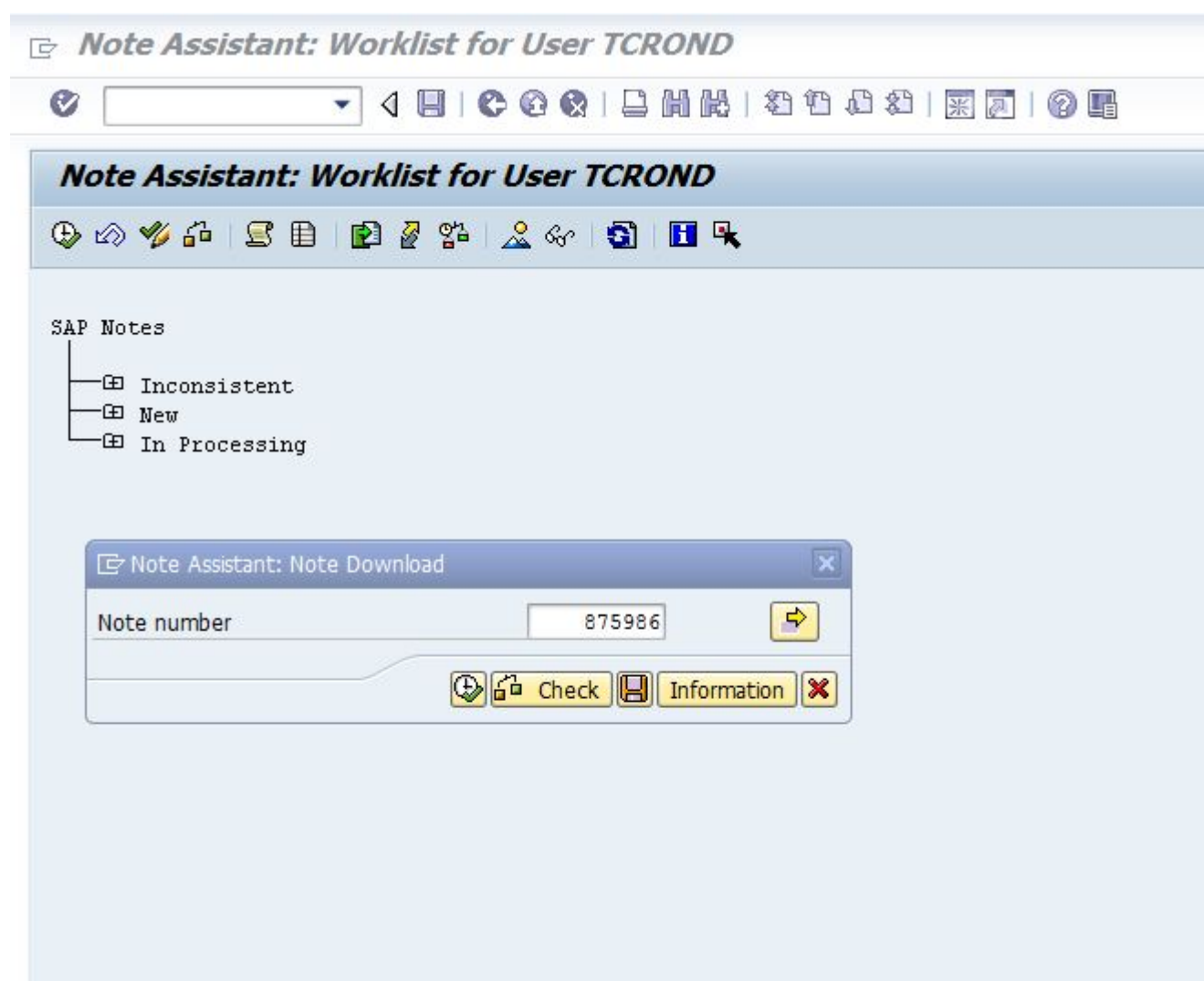
How to Download/Upload SAP Note



Short note how to check the SAP Note in SAP.

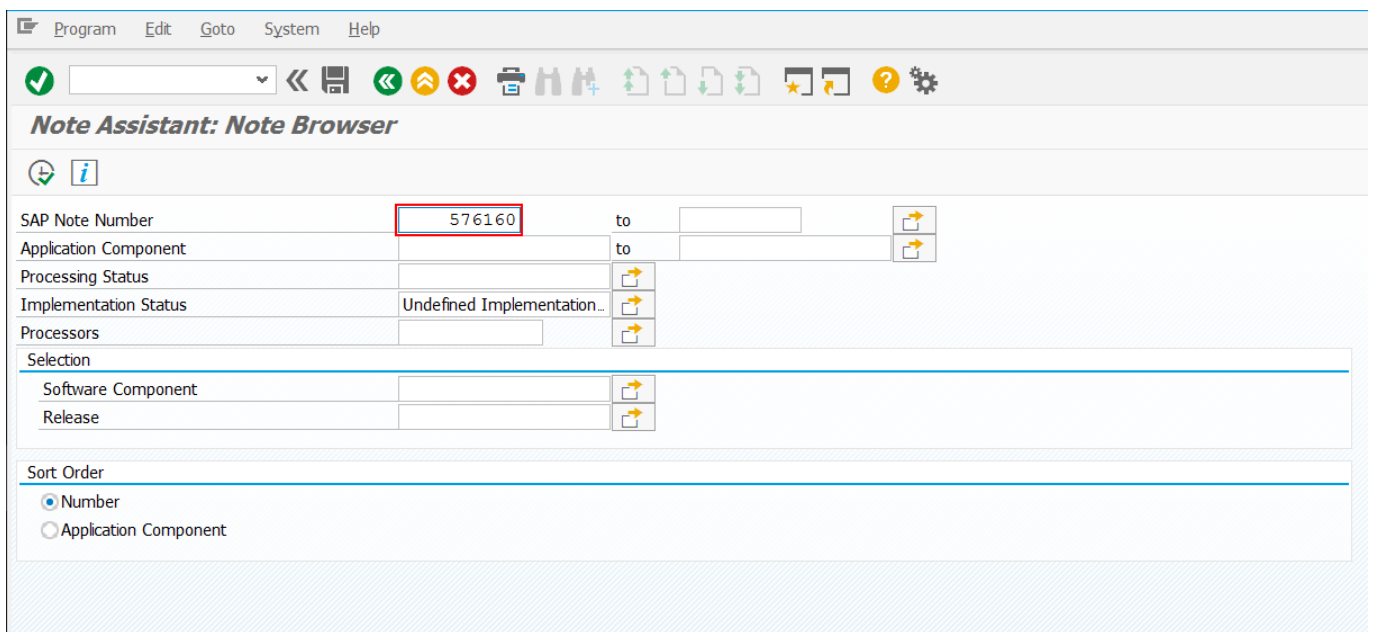
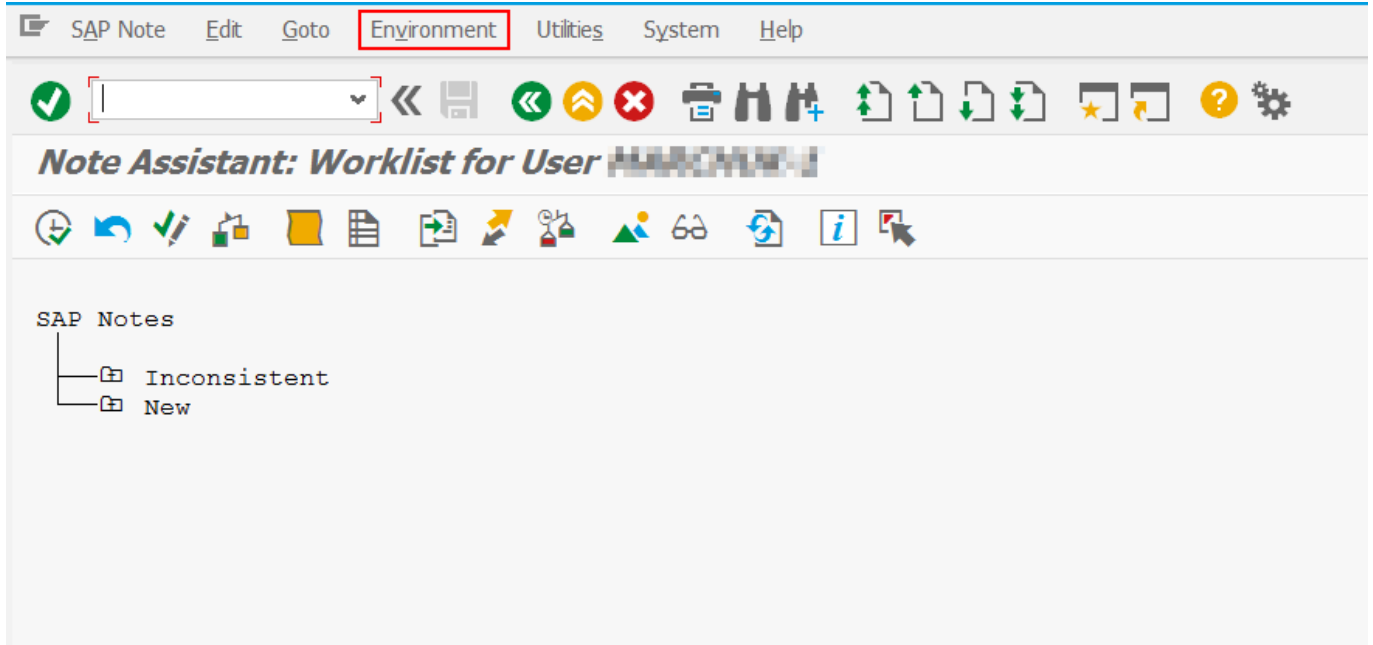
These are the steps for downloading note in SNOTE

1. Go to transaction SNOTE
2. Navigate to the menu Goto -> Download SAP Note
3. Enter the Note number and Execute (F8)



These are the steps for Browse the Note in SNOTE

- Go to transaction SNOTE
- Navigate to the menu Goto -> SAP Note Browser
- Enter the Note number, Execute (F8)




These are the steps for Uploading the Note in SNOTE

- Go to transaction SNOTE
- Navigate to the menu Goto -> Upload SAP Note
- Select the Note file from the file browser (DAT format)



Note Assistant: Worklist for User TCROND



SAP Notes

- Inconsistent
- New
- In Processing

Upload SAP Note

Look in: SAP

Name	Date modified	Type	Size
log	11/17/2011...	File folder	
mem	11/17/2011...	File folder	
abhilash.htm	12/22/2011...	HTML Doc...	46 KB
NOTE0001285219.DAT	11/9/2012 ...	DAT File	669 KB
NOTE0001632020.DAT	10/8/2012 ...	DAT File	562 KB
st22_assertion_failed.HTM	2/24/2012 ...	HTML Doc...	958 KB
TP072742.TXT	2/29/2012 ...	Text Docu...	11 KB
TP073033.DOCX	11/14/2011...	Microsoft ...	87 KB
TP073653.TXT	2/29/2012 ...	Text Docu...	11 KB
TP075135.RAR	11/10/2011...	WinRAR ar...	54 KB
TP075754.DOCX	11/14/2011...	Microsoft ...	87 KB
TP081012.TXT	12/11/2011...	Text Docu...	25 KB
TP081949.DOCX	11/18/2011...	Microsoft ...	267 KB
TP082429.LOG	12/10/2011...	LOG File	1,359 KB

File name: NOTE0001285219.DAT

Files of type: All Files (*.*)

Open Cancel